



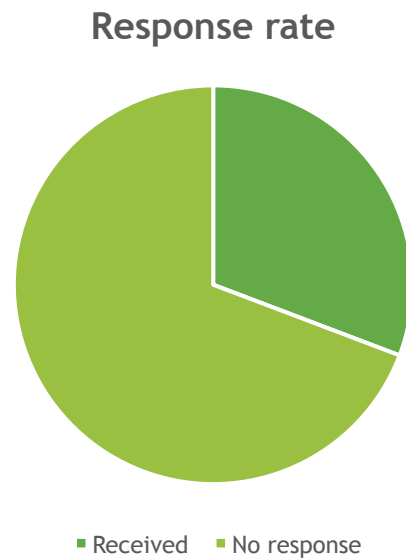
# Seagry Neighbourhood Plan

Survey responses



# Response rate

- ▶ Copies of the survey were delivered to each of the 234 individuals named on the electoral roll.
- ▶ 72 responses have been received, which represents a response rate of 30%.



# You and your household

► *2. Is this your main home?*

Of the 72 respondents, 68 replied 'Yes', 2 did not answer, and 2 replied 'joint main home'.

► *3. How many years have you lived in Seagry Parish?*

Of the 72 respondents, the replies were as follows:

How many years have you lived in Seagry Parish?



Under a year	4
1 to 2	9
3 to 4	7
5 to 9	10
10 to 14	15
15 to 19	7
20+	18
Blank	2
Total	72

■ Under a year ■ 1 to 2 ■ 3 to 4 ■ 5 to 9  
■ 10 to 14 ■ 15 to 19 ■ 20+ ■ Blank

# You and your household (continued)

► 4. *How would you describe your home?*

Of the 72 respondents, 56 replied 'house', 14 replied 'bungalow' and 2 did not answer.

► 5. *How many bedrooms does your home have?*

Of the 72 respondents, the replies were as follows:

How many bedrooms does your home have?



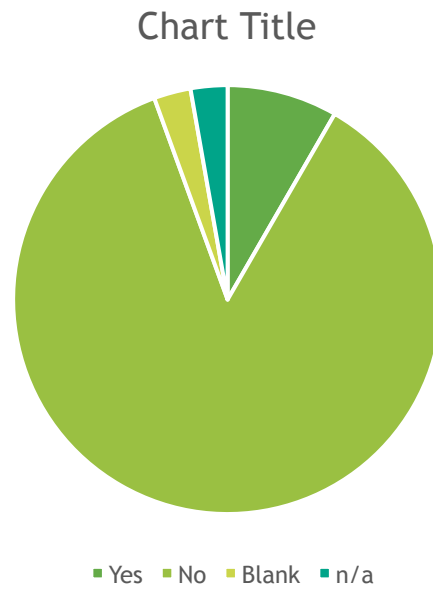
■ 1 ■ 2 ■ 3 ■ 4 ■ 5+ ■ Blank

1	1
2	5
3	25
4	26
5+	13
Blank	2
Total	72

# You and your household (continued)

- ▶ 6. *Has anyone from your family moved away from Seagry Parish in the past 5 years due to difficulty finding a home they could afford locally?*

Of the 72 respondents, the replies were as follows:

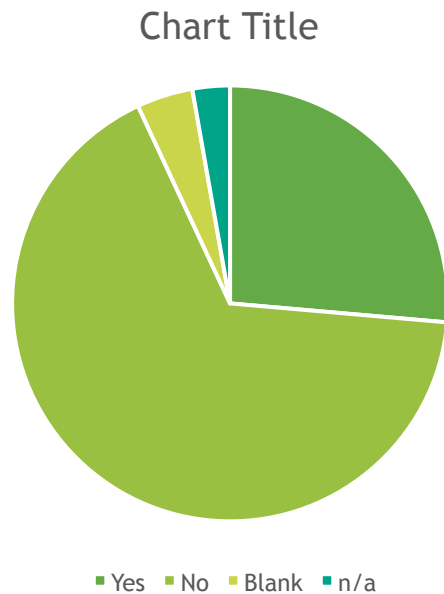


Yes	6
No	62
Blank	2
n/a	2
Total	72

# You and your household (continued)

- ▶ 7. *Would a member of your family like to move into Seagry Parish if an appropriately priced home was available?*

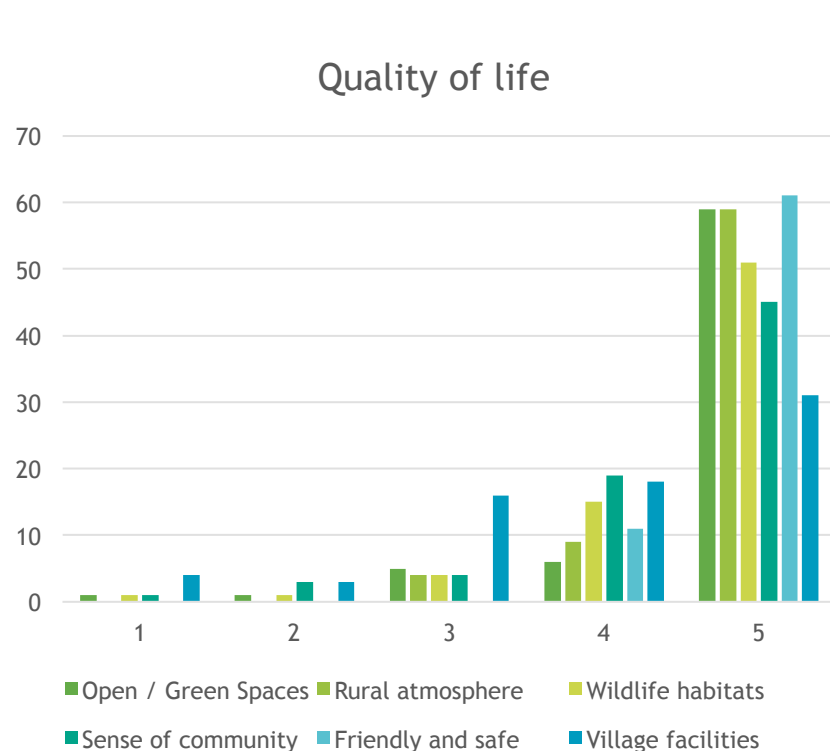
Of the 72 respondents, the replies were as follows:



Yes	19
No	48
Blank	3
n/a	2
Total	72

# Your views on future development in the Parish of Seagry

- 1. How important are the following to the quality of life in Seagry? Please tick the appropriate box in accordance with the scale of 1 - Not Important to 5 - Very Important

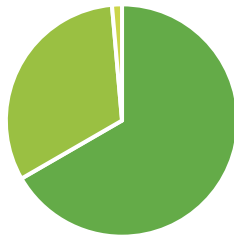


	Open / Green Spaces	Rural atmosphere	Wildlife habitats	Sense of community	Friendly and safe	Village facilities
1	1	0	1	1	0	4
2	1	0	1	3	0	3
3	5	4	4	4	0	16
4	6	9	15	19	11	18
5	59	59	51	45	61	31
Total	72	72	72	72	72	72
Average	4.68	4.76	4.58	4.44	4.85	3.96

# Your views on future development in the Parish of Seagry (continued)

## ► 2. *Would you support new homes being built in the Parish of Seagry?*

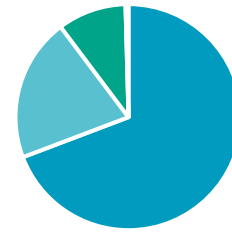
Would you support new homes being built?



■ Yes ■ No ■ Other

Yes	48
No	23
Other	1
	72

Would you support new homes being built?



■ Not responded ■ Yes ■ No ■ Other

Not responded	162
Yes	48
No	23
Other	1
Total	234



# Your views on future development in the Parish of Seagry (continued)

- ▶ 2. *Would you support new homes being built in the Parish of Seagry? - Please provide an explanation for your answer in the box below*
- ▶ Of the 48 respondents who replied ‘Yes’, the explanations provided for the response can be split into two categories - firstly explanations to support the view that more housing is provided, and secondly conditions which would be necessary for new housing development to be acceptable.

Yes responses - common explanations	
Keeps community alive / risk of village stagnating	18
Needed for younger people and families	14
Need for affordable housing	11
Supports the school	11
Promotes a balanced and diverse community	4
Support the national need for housing	3

Yes responses - common conditions	
Small scale development/limited numbers	13
Need to preserve character of village	8

# Your views on future development in the Parish of Seagry (continued)

- ▶ *2. Would you support new homes being built in the Parish of Seagry? - Please provide an explanation for your answer in the box below*
- ▶ Of the 23 respondents who replied 'No', the most common explanations provided were as follows:

No responses - common explanations	
Need to protect rural character of village	10
Inadequate facilities/infrastructure to support expansion	10
Need to protect green belt/open spaces	8

# Your views on future development in the Parish of Seagry (continued)

- ▶ 3. *If you would support new homes being built in the Parish of Seagry, how many new homes would you support being built?*

Of the 48 respondents who replied 'Yes', the following responses were provided in respect of the number of new homes which the respondents would support being built:

How many new homes?



1 to 3	1
4 to 6	10
7 to 9	11
10 to 12	11
13 to 15	4
16+	11
<b>Total</b>	<b>48</b>

■ 1 to 3 ■ 4 to 6 ■ 7 to 9 ■ 10 to 12 ■ 13 to 15 ■ 16+

# Your views on future development in the Parish of Seagry (continued)

- ▶ 4. *If you would support new homes being built in the Parish of Seagry, what types of homes would you support being built?*

The following table presents the proportion of types of housing which those who answered 'Yes' indicated would be preferable

Private housing						Affordable housing						Assisted Housing	Eco Housing	Other	Total
Flat	Bungalow	1-2 Bed house	2 to 3 bed house	3 to 4 bed house	5+ bed house	Flat	Bungalow	1-2 Bed house	2 to 3 bed house	3 to 4 bed house	5+ bed house				
2%	3%	10%	23%	15%	3%	0%	3%	12%	19%	5%	0%	3%	0%	0%	100%

# Your views on future development in the Parish of Seagry (continued)

- ▶ *5. If you would support new homes being built in Seagry Parish, please indicate on the map of the Parish below where you would support the homes being built by marking with a cross.*

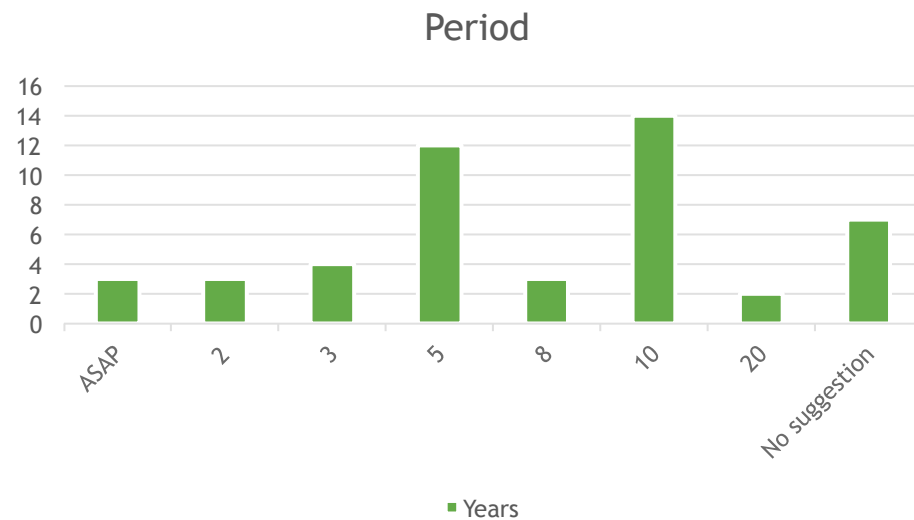
The responses are presented in the table below. It should be noted that most respondents indicated more than one area.

Fivethorn Lane	13	The Paddocks	2
Road to Startley	10	Scotland Hill, near M4 junction	2
Goss Croft Hall area	8	Opposite back of Manor Farm	2
Chicken shed area of Henn Lane	8	Seals Court area	1
Manor Farm area	7	Oak Hill House	1
Corner of US xroad and Fivethorn Lane	7	Land to South of Recreation Ground	1
In fill	5	Allotments	1
Hickstead	3	No suggestion	6
Courtyard surrounds	2		
Sutton Benger entrance to US	2		

# Your views on future development in the Parish of Seagry (continued)

- ▶ 6. *If you have indicated that you would support new homes being built in Seagry, over what period of time do you think the development should take place, and why?*

The responses are presented below:



ASAP	3
2	3
3	4
5	12
8	3
10	14
20	2
No suggestion	7
Total	48